

路面復旧断面図

S=free

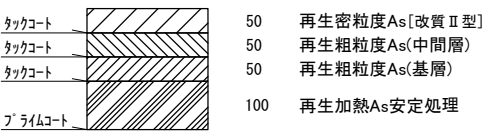
舗装工-1 (t=3cm)



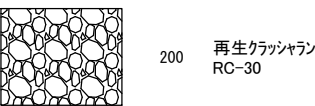
舗装工-6 (t=5cm+10cm)




舗装工-11 (t=5cm+5cm+5cm+10cm)



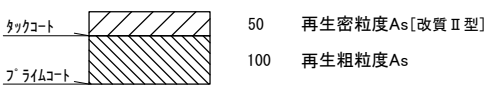
路盤工-1 (t=20cm)




舗装工-2 (t=4cm)



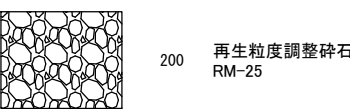
舗装工-7 (t=5cm+10cm)




舗装工-12 (t=6cm+3cm)



路盤工-2 (t=20cm)




舗装工-3 (t=5cm)



舗装工-8 (t=5cm+5cm+8cm)




舗装工-13 (t=8cm+3cm)



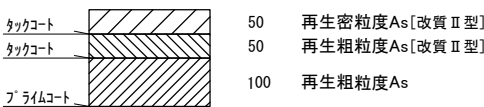
路盤工-3 (t=20cm)



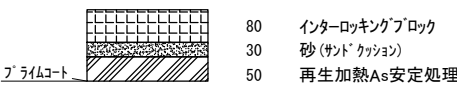
舗装工-4 (t=5cm)



舗装工-9 (t=5cm+5cm+10cm)



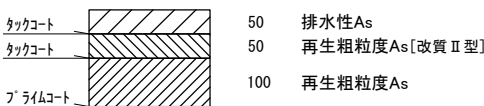
舗装工-14 (t=8cm+3cm+5cm)



舗装工-5 (t=5cm+5cm)



舗装工-10 (t=5cm+5cm+10cm)



設計番号	R 8 配No. 2	1 / 1
工 事 名	修繕工事跡路面復旧工事	
工事場所	門真市内全域	